

COVID 19: Unlock 4.0: India is ready for leap jump in economic activity

As on 31th August 2020

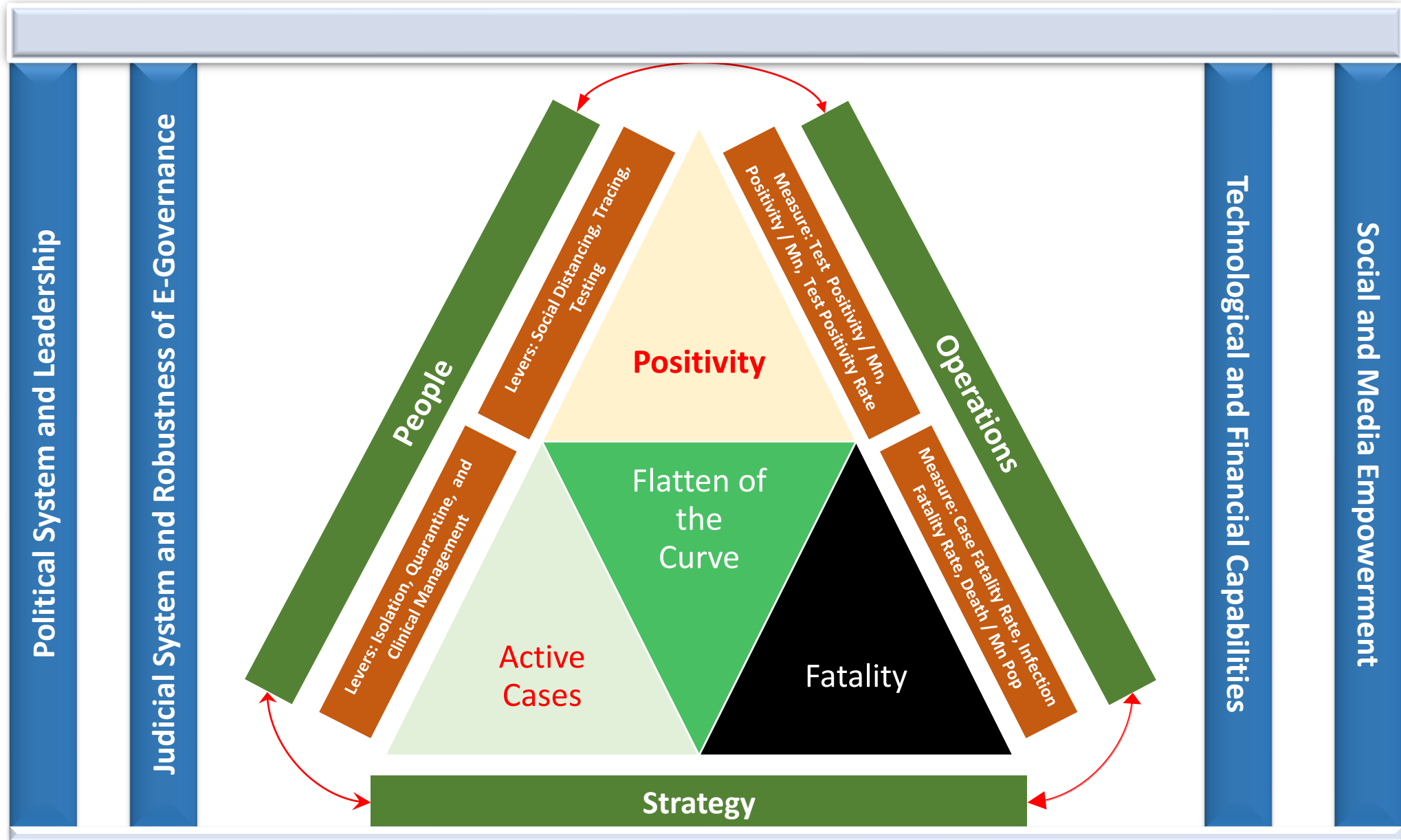


satyam-eva jayate, Truth alone triumphs, was adopted as the national motto of India on 26 January 1950

In COVID management, **Truthiness** in the disclosed data (data integrity) of Testing, Positivity, Recovery, and Fatality; or **truthfulness** of a individual about his/her (including family) health condition, is vital for India's efforts to save lives of the people.

Proxima Pandemic Management System

JEEVAN RAKSHA
PROTECTING LIVES



COVID Positivity Growth Pattern in India

Decrease in Moving Growth Rate (MGR) implies that the **DOUBLING PERIOD** has increased

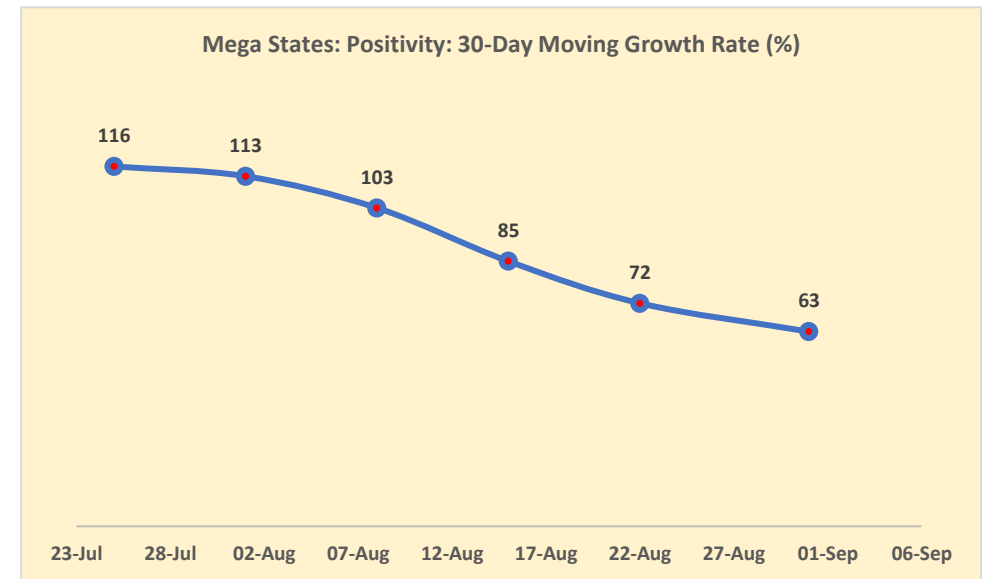
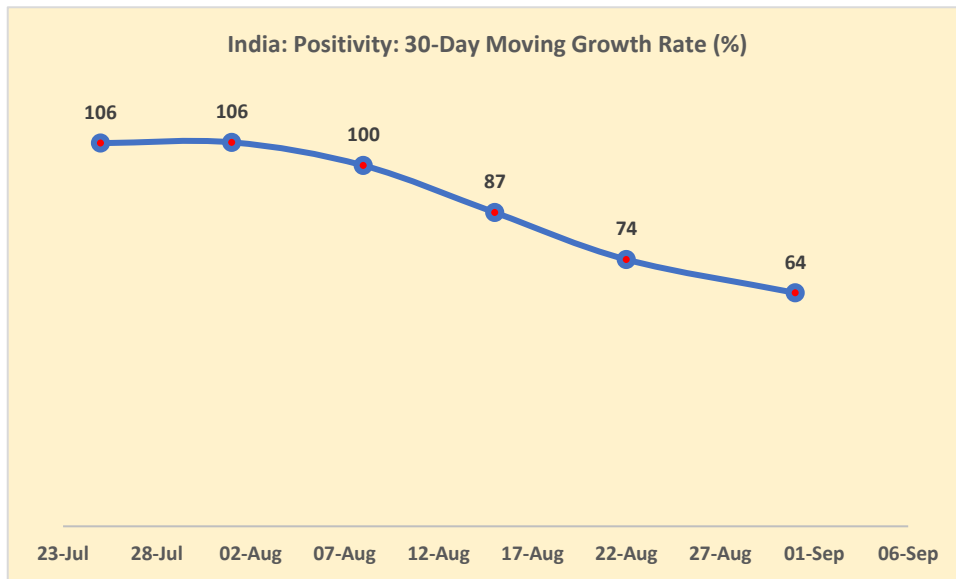
71% of COVID cases are in 12 Mega States

In August, Positivity MGR has nearly halved from 113% to 63%

India: Weekwise Number of COVID Cases in India									
India	04-Jul	11-Jul	18-Jul	25-Jul	01-Aug	08-Aug	15-Aug	22-Aug	29-Aug
Positive Cases	673904	850348	1077859	1387074	1752171	2152020	2589208	3043436	3539712
30-Day-Positivity-MGR (%)				106	106	100	87	74	64

Mega States: Weekwise Number of COVID Cases									
Mega States	04-Jul	11-Jul	18-Jul	25-Jul	01-Aug	08-Aug	15-Aug	22-Aug	31-Aug
Positive Cases	462408	594105	764031	998541	1264260	1547792	1851306	2172746	2518620
30-Day-Positivity-MGR				116	113	103	85	72	63

Mega States % Share of Total COVID Cases in India								
04-Jul	11-Jul	18-Jul	25-Jul	01-Aug	08-Aug	15-Aug	22-Aug	31-Aug
69	70	71	72	72	72	72	71	71



COVID Active Cases Growth Pattern in India

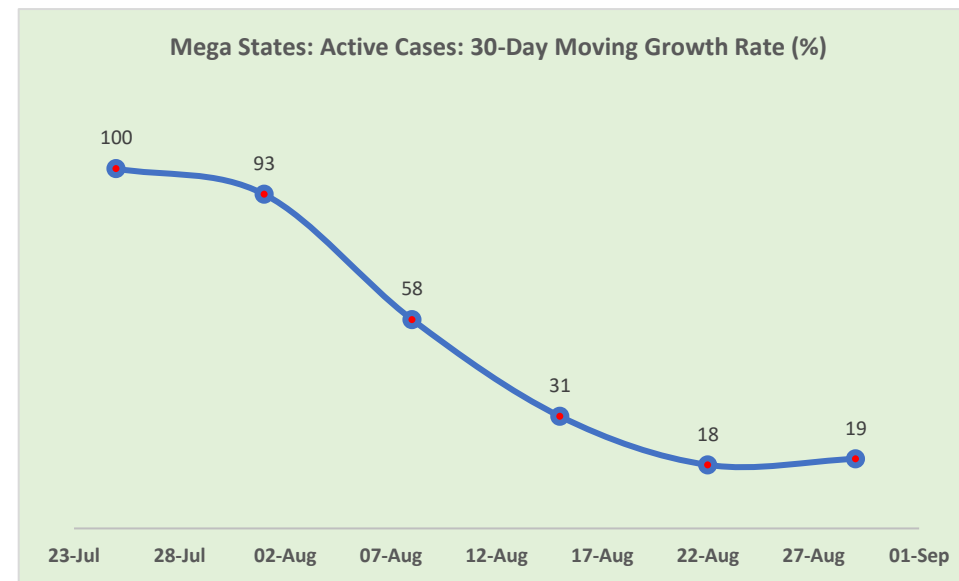
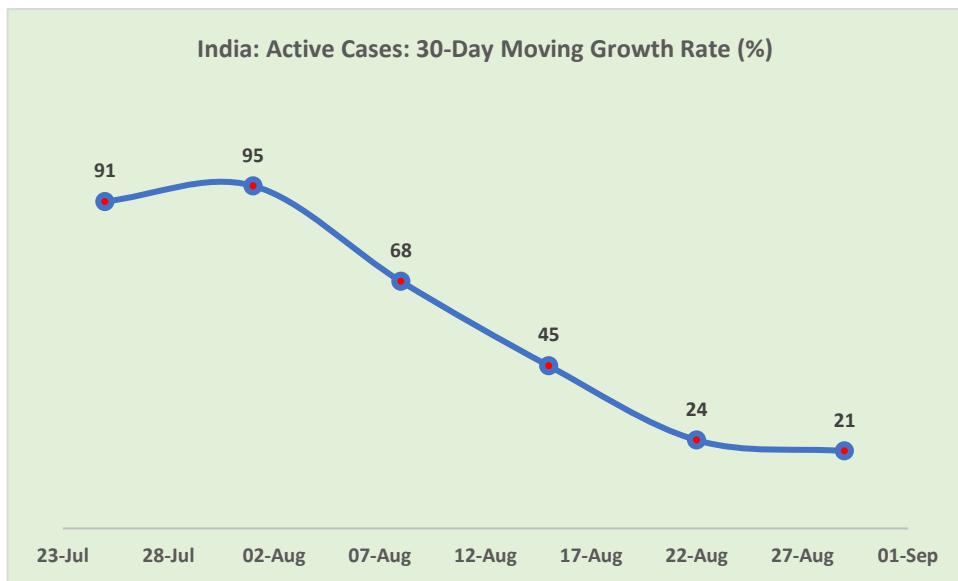
Weekwise Number of Active Cases in India & 30 Day Moving Growth Rate in August									
India	04-Jul	11-Jul	18-Jul	25-Jul	01-Aug	08-Aug	15-Aug	22-Aug	29-Aug
Active Cases	245559	291432	373372	467832	567850	628764	678452	706690	763535
30-Day-Active-MGR (%)				91	95	68	45	24	21

Weekwise Number of Active Cases in Mega States & 30 Day Moving Growth Rate in August									
Mega States	04-Jul	11-Jul	18-Jul	25-Jul	01-Aug	08-Aug	15-Aug	22-Aug	29-Aug
Active Cases	185704	226418	293344	370700	435938	463011	485667	512437	551985
30-Day-Active-MGR (%)				100	93	58	31	18	19

Mega States % Share of Total Active Cases in India								
04-Jul	11-Jul	18-Jul	25-Jul	01-Aug	08-Aug	15-Aug	22-Aug	29-Aug
76	78	79	79	77	74	72	73	72

Sharp drop in MGR of Active Cases validates higher recovery

Moving Growth Rate of active cases drops to almost 1/5th of the rate at the beginning of August



COVID Mortality Growth Pattern in India

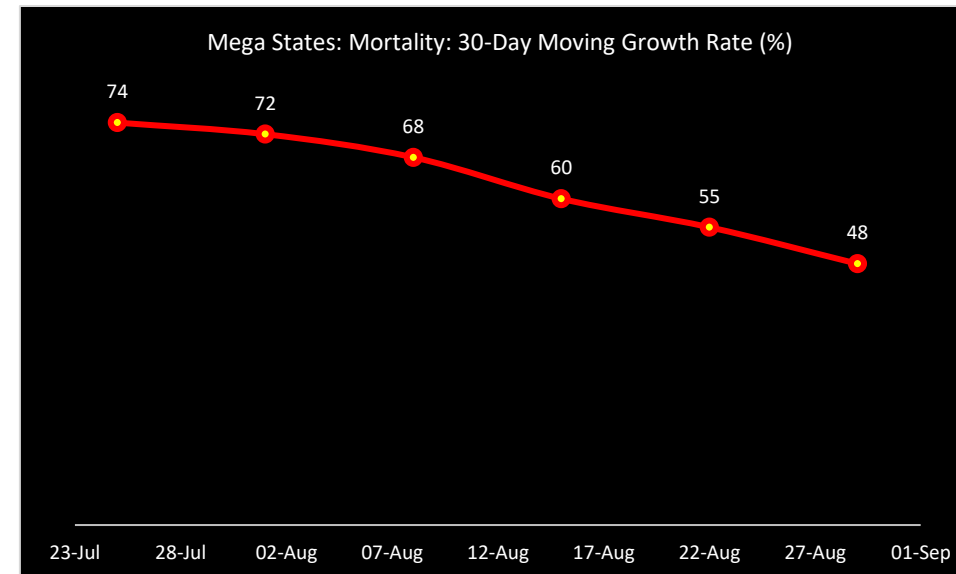
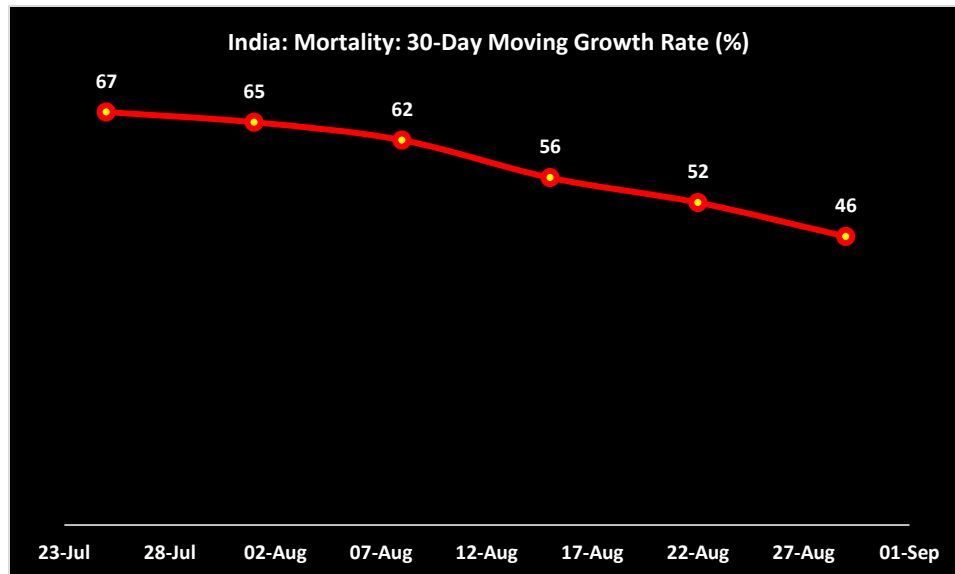
Consistent drop in MGR of Mortality indicates that improved clinical management

Weekwise Number of COVID Deaths in India & 30 Day Moving Growth Rate in August									
India	04-Jul	11-Jul	18-Jul	25-Jul	01-Aug	08-Aug	15-Aug	22-Aug	29-Aug
Deaths	19280	22685	26818	32111	37408	43452	50084	56846	63657
30 Day: MGR (%)				67	65	62	56	52	46

Weekwise Number of COVID Deaths in Mega States & 30 Day Moving Growth Rate in August									
Mega States	04-Jul	11-Jul	18-Jul	25-Jul	01-Aug	08-Aug	15-Aug	22-Aug	29-Aug
Deaths	14209	16926	20313	24737	29107	34066	39600	45069	50459
30 Day: MGR (%)				74	72	68	60	55	48

80% of the COVID deaths in India occurs in Mega States. The MGR has dropped from 72% to 48%. It is very encouraging sign

Mega States % Share of Total COVID Deaths in India									
04-Jul	11-Jul	18-Jul	25-Jul	01-Aug	08-Aug	15-Aug	22-Aug	29-Aug	
74	75	76	77	78	78	79	79	79	



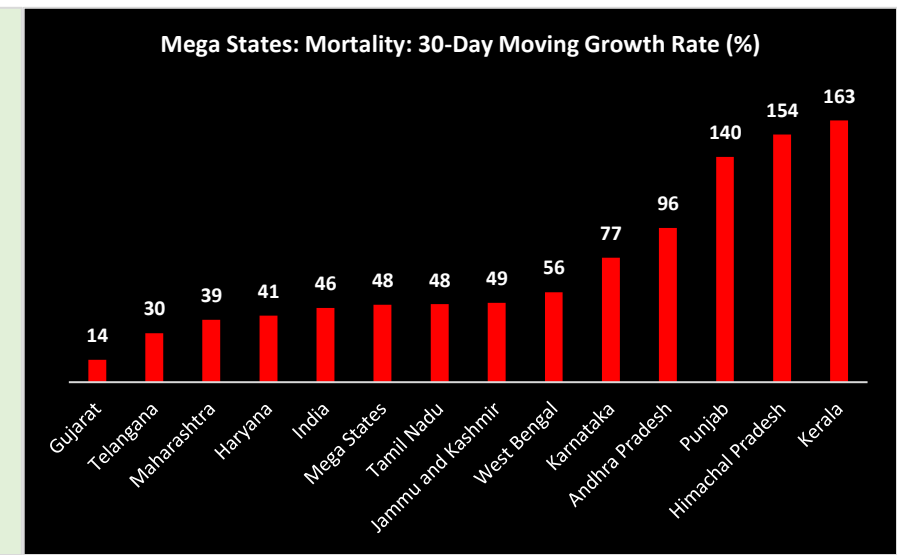
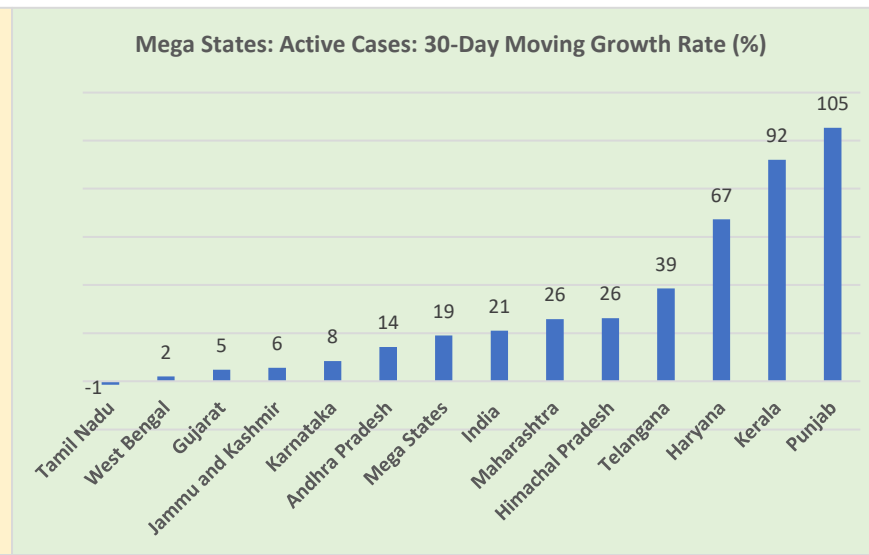
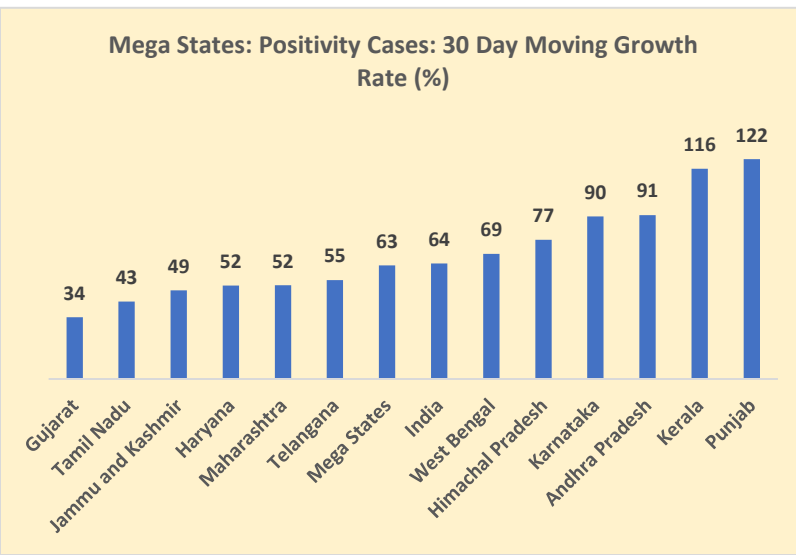
Reduction in Moving Growth Rate leads to flattening of the Curve



Positive Cases Growth in August		
Mega States	Wk: ending: 8 Aug	Wk Ending: 29 Aug
Himachal Pradesh	3264	5781
Jammu and Kashmir	24390	36377
Punjab	22928	50848
Haryana	40843	61987
Kerala	33120	71701
Gujarat	69986	93883
Telangana	79495	123090
West Bengal	92615	156766
Karnataka	172102	327076
Andhra Pradesh	217040	414164
Tamil Nadu	290907	415590
Maharashtra	503084	764281

Active Cases Growth in August		
Mega States	Wk:Ending: 8 Aug	Week Ending: 29 Aug
Himachal Pradesh	1170	1477
Jammu and Kashmir	7264	7672
Haryana	6338	10606
Gujarat	14432	15132
Punjab	7506	15409
Kerala	12151	23341
West Bengal	25486	25996
Telangana	22568	31284
Tamil Nadu	53481	52726
Karnataka	79774	86465
Andhra Pradesh	85486	97681
Maharashtra	147355	185467

Mortality Growth in August		
Mega States	Wk:Ending: 8 Aug	Week Ending: 29 Aug
Himachal Pradesh	13	33
Kerala	107	281
Haryana	474	670
Jammu and Kashmir	459	685
Telangana	627	818
Punjab	562	1348
Gujarat	2627	2989
West Bengal	2005	3126
Andhra Pradesh	1939	3796
Karnataka	3091	5483
Tamil Nadu	4808	7137
Maharashtra	17367	24103



About Project: Jeevan Raksha

Project: Jeevan Raksha is a initiative of Proxima which focuses on Advocacy, Analytics, and Awareness in the area of healthcare.

Mission: Actively contribute towards **Right to Health** as constitutional right of Indian citizen

Project: Jeevan Raksha has been in the forefront of providing sharper analytical insights on emerging pattern of COVID 19 in India to the Central / State Government administrations and general public. The contribution is appreciated by many state Governments.

Project: Jeevan Raksha acknowledges the technical support and guidance of Indian Medical Association (**IMA**) and Public Health Foundation of India (**PHFI**)

Data source and disclaimer

1. The data collated and analysed based on secondary data. The primary sources are:
<https://www.mohfw.gov.in/> <https://www.covid19india.org/> www.google.com; www.wikipedia.org;
<https://www.worldometers.info/coronavirus/#countries>
2. Updated testing data of 4 mega cities (Ahmedabad, Bengaluru, Chennai, Delhi, and Mumbai) are available in the public domain. Whereas, updated testing data of Kolkata and Hyderabad is not to be found by our researchers. The analysis of average testing data has limitation with respect to data of 4 mega cities. Therefore, readers of this report need to factor the same for further inferences.
3. Information related to current status of Telangana and its districts are not available in the public domain. Therefore, readers of this report need to factor the same for further inferences.
3. The user of this presentation is advised to revalidate the shared data from authorised public institutions.

For more details, send email to:

Mysore Sanjeev

Convenor

Project: Jeeavan Raksha

email: jeevanrakshe1@gmail.com

Thank you